

4

3

2

1

THIS DRAWING IS UNPUBLISHED.

RELEASED FOR PUBLICATION

2011

LOC

DIST

REVISIONS

© COPYRIGHT 2011

ALL RIGHTS RESERVED.

P	LTR	DESCRIPTION	DATE	DWN	APVD
3		UPDATED	20MAY2011	AB	GT
4		REVISED	02MAY2013	KR	JC
5		UPDATED	18JUL2013	MZ	JC
A		PARTS RELEASED FOR PRODUCTION	12NOV2013	MZ	JC

NOTES:

- 1 MATERIAL: PA GF (NATURAL AND BLACK COLOUR)
- 2 ALL POLARIZATION KEYS SHOWN FOR REF ONLY
- 3 WAYS I.D.
- 4 VOLTAGE AND CURRENT RATINGS
- 5 RIB CLOSING CAVITIES BY CHANGE OVER
- 6 TE LOGO
- 7 TE PART NUMBER
- 8 DATA CODE
- 9 AREA FOR AGENCIES APPROVAL LOGO
- 10 VISUAL INDOCATOR FOR PE CONDUCTOR

11) SEE C-DRAWING 293682 (LOCKING CAP) TO GET IP 40

- 12 IP CODE
- 13 CAVITY I.D.
- 14 POLARISATION KEY "TYPE D" SUITABLE FOR DALI APPLICATION
- 15 SLOTS TO ALLOW DELATCHING OPERATION. FOR DELATCHING TOOL AND OPERATION REFER TO APPLICATION SPEC.

5.60 PITCH (TYP X7)

SCALE 1:1

THIS DRAWING IS A CONTROLLED DOCUMENT.

DWN M. ZUCCA 31MAR2011

CHK M. ZUCCA 31MAR2011

APVD G. TURCO 31MAR2011

PRODUCT SPEC

APPLICATION SPEC

WEIGHT -

DIMENSIONS: mm

TOLERANCES UNLESS OTHERWISE SPECIFIED:

0 PLC ±
 1 PLC ±0.3
 2 PLC ±0.20
 3 PLC ±
 4 PLC ±
 ANGLES ±3°

MATERIAL NOTE 1

FINISH -

NAME
STE TE Connectivity
 SOCKET HOUSING FREE HANGING
 NECTOR M-LINE 5 POLES
 UNSEALED VERSION

SIZE CAGE CODE DRAWING NO RESTRICTED TO

A300779 C-293615

Customer Drawing

SCALE 2:1

SHEET 1 OF 2

REV A

1470-19 (3/11)

THIS DRAWING IS UNPUBLISHED.

RELEASED FOR PUBLICATION

2011

© COPYRIGHT 2011

ALL RIGHTS RESERVED.

LOC

DIST

REVISIONS

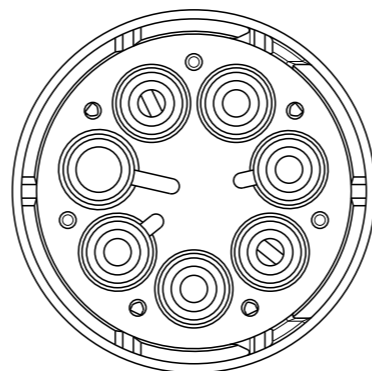
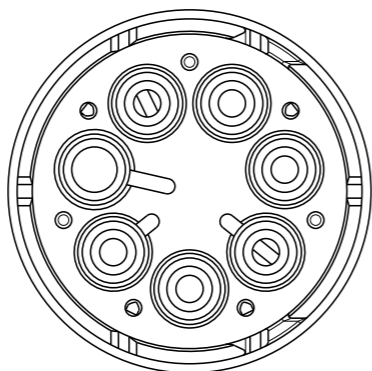
P	LTR	DESCRIPTION	DATE	DWN	APVD
-		SEE SHEET 1	-	-	-

POLARIZATION TYPES

POLARIZATION TYPE "A"

POLARIZATION TYPE "B"

POLARIZATION TYPE "C"



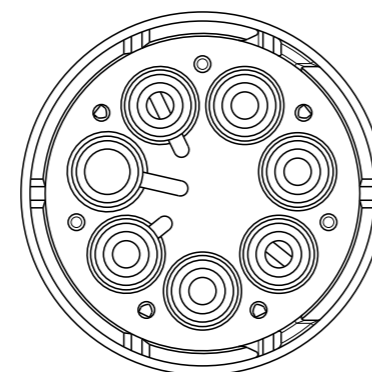
PNs 0-293615-1
AND 1-293615-1

PNs 0-293615-2
AND 1-293615-2

PNs 0-293615-3
AND 1-293615-3

POLARIZATION TYPE "D"

POLARIZATION TYPE "E"



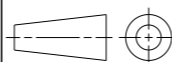
PNs 0-293615-4
AND 1-293615-4

PNs 0-293615-5
AND 1-293615-5

	E	BLACK	SOCKET HOUSING FREE HANG. NECTOR* M-LINE 5 POLES	A	1-293615-5
	D	BLACK	SOCKET HOUSING FREE HANG. NECTOR* M-LINE 5 POLES	A	1-293615-4
	C	BLACK	SOCKET HOUSING FREE HANG. NECTOR* M-LINE 5 POLES	A	1-293615-3
	B	BLACK	SOCKET HOUSING FREE HANG. NECTOR* M-LINE 5 POLES	A	1-293615-2
	A	BLACK	SOCKET HOUSING FREE HANG. NECTOR* M-LINE 5 POLES	A	1-293615-1
	E	NATURAL	SOCKET HOUSING FREE HANG. NECTOR* M-LINE 5 POLES	A	0-293615-5
	D	NATURAL	SOCKET HOUSING FREE HANG. NECTOR* M-LINE 5 POLES	A	0-293615-4
	C	NATURAL	SOCKET HOUSING FREE HANG. NECTOR* M-LINE 5 POLES	A	0-293615-3
	B	NATURAL	SOCKET HOUSING FREE HANG. NECTOR* M-LINE 5 POLES	A	0-293615-2
	A	NATURAL	SOCKET HOUSING FREE HANG. NECTOR* M-LINE 5 POLES	A	0-293615-1
NOTE	POL. KEYING	COLOUR	DESCRIPTION	REV.	PART NUMBER

THIS DRAWING IS A CONTROLLED DOCUMENT.

DIMENSIONS:
mm



MATERIAL NOTE 1

TOLERANCES UNLESS OTHERWISE SPECIFIED:

0 PLC	±
1 PLC	±0.3
2 PLC	±0.20
3 PLC	±
4 PLC	±
ANGLES	±3°
FINISH	-

DWN M. ZUCCA 31MAR2011

CHK M. ZUCCA 31MAR2011

APVD G. TURCO 31MAR2011

PRODUCT SPEC

APPLICATION SPEC

WEIGHT

Customer Drawing



TE Connectivity

NAME
SOCKET HOUSING FREE HANGING
NECTOR M-LINE 5 POLES
UNSEALED VERSION

SIZE CAGE CODE DRAWING NO RESTRICTED TO

A300779 C-293615

SCALE 2:1 SHEET 2 OF 2 REV A